



**HSY**


Helsingin seudun ympäristöpalvelut -kuntayhtymä  
Samkommunen Helsingforsregionens miljöjänster  
Helsinki Region Environmental Services Authority

# **The pricelist and service fee price list for HSY Water Services 2025**

# Table of contents

- WATER SERVICES PRICE LIST 2025
  - 1 Metered charges
  - 2 Fixed basic rates
  - 3 Connection fees
  - 4 Special cases
- SERVICE FEE PRICE LIST FOR WATER SERVICES 2025
  - 1 Prices for the builder of new connections
  - 2 Prices for renovator of old connections
  - 3 Labour and machines
  - 4 Water meter and reading
  - 5 The standpipe meter
  - 6 Other work and fees
- SPRINKLER FEE PRICE LIST 2025


# WATER SERVICES PRICE LIST 2025

The HSY water services price list includes metered charges, basic rates and connection fees. You can read more about the water rates on our website at [hsy.fi/en/waterrates](https://hsy.fi/en/waterrates) .

The fixed basic rates and connection fees are based on the property type and the floor area of the property.

**The property type** refers to the property's purpose of use. If the property has several purposes of use, the rates will be calculated using the coefficient of the main purpose of use. The main purpose of use is the use which most of the property's floor area is defined to be used for in the building permit.

**The floor area of the property** is the total floor area of all the building floors inside the external walls. All of the buildings are counted regardless of whether they have a water connection point. The floor area of the property is defined in section 115 of the Land Use and Building Act. The property floor area together with the property type best describe the potential water consumption of the property. Potential water consumption, on the other hand, affects the size and cost of the waterworks network.

You can estimate the amount of your annual water rate with the water rate calculator. You can find the water rate calculator at [hsy.fi/vesimaksulaskuri](https://hsy.fi/vesimaksulaskuri)  (calculator only in Finnish).

Billing for basic and metered charges for the property will start once the connection and use agreements have been signed by both parties and HSY's water meter has been installed. When a new connection type (water, wastewater, stormwater) has been added to the connection and use agreement, billing for basic and metered charges according to the new connection types will start once the agreement has been signed.

HSY calculates the prices shown on both the price list and the invoices free of tax using four decimal places. The prices shown on the price list including value-added tax are rounded to two decimal places according to common

rounding rules. Value-added tax is charged according to the law currently in force.

The prices are in effect from 1 January 2025 onwards.

## 1 Metered charges

The metered charge is based on the amount of water used by the property. It is measured using a water meter installed and owned by HSY. The metered charge is charged separately for water use (water rate) and sewage (wastewater rate).

HSY has the right to invoice on the basis of an estimate before the actual water consumption is obtained from the meter reading (see chapter 6 for general terms and conditions for HSY water services).

**Water rate, €/m<sup>3</sup>** The customer will be charged a water rate based on the water supplied according to the consumption measured.

|                       |                         |
|-----------------------|-------------------------|
| Water rate (VAT 0 %)  | Water rate (VAT 25,5 %) |
| 1,63 €/m <sup>3</sup> | 2,05 €/m <sup>3</sup>   |

**Wastewater rate, €/m<sup>3</sup>** The customer will be charged a wastewater rate based on the water supplied according to the consumption measured.

|                           |                              |
|---------------------------|------------------------------|
| Wastewater rate (VAT 0 %) | Wastewater rate (VAT 25,5 %) |
| 1,91 €/m <sup>3</sup>     | 2,40 €/m <sup>3</sup>        |

## 2 Fixed basic rates

### Basic rate for water and wastewater and basic rate for stormwater

**The basic rate** is charged on water and wastewater on the basis of the water supply services used by the property. The unit price of water and wastewater is determined by the use of the services and by the property type and floor area defined in the building permit.

**The basic rate for stormwater** is charged if the property is located in a stormwater sewer area or mixed sewer area or has joined HSY's stormwater sewer from outside the stormwater sewer area. Read more about stormwater at [hsy.fi/en/stormwater](https://hsy.fi/en/stormwater).

### 2.1 Small residential buildings (floor area 0–350 m<sup>2</sup>)

The basic rate is divided into basic charges for water, wastewater and stormwater by fee category. Small residential buildings include single dwelling houses, double dwelling houses, holiday homes, holiday cottages for rent and condominiums, as well as other detached houses.

#### Small residential buildings, 0-350 m<sup>2</sup> (VAT 0%)

| Rate-class | Floor area m <sup>2</sup> | Water € / month | Wastewater € / month | Stormwater € / month | Total € / month |
|------------|---------------------------|-----------------|----------------------|----------------------|-----------------|
| P1         | 0–250                     | 5,21            | 5,21                 | 2,60                 | 13,02           |
| P2         | 251–350                   | 8,93            | 8,93                 | 4,46                 | 22,32           |

## Small residential buildings, 0-350 m<sup>2</sup> (VAT 25,5%)

| Rate-class | Floor area m <sup>2</sup> | Water € / month | Wastewater € / month | Stormwater € / month | Total € / month |
|------------|---------------------------|-----------------|----------------------|----------------------|-----------------|
| P1         | 0–250                     | 6,54            | 6,54                 | 3,27                 | 16,34           |
| P2         | 251–350                   | 11,20           | 11,20                | 5,60                 | 28,00           |

## 2.2 Small residential buildings (floor area over 350 m<sup>2</sup>) and non-residential properties

The basic rate P (€ / month) is calculated as follows:

$$P = p \times k \times PAL$$

p = service coefficient (0.2–1.0)

k = property type coefficient (1.0–3.0)

PAL = fixed basic rate (€/month) within the floor area categories (A-L)

### Service coefficient

The basic rate is divided into basic charges for water, wastewater and stormwater according to the following service coefficients (p):

|  |         |
|--|---------|
| Service coefficient p                      |         |
| Water, wastewater and storm water combined | p = 1,0 |
| water only                                 | p = 0,4 |
| wastewater only                            | p = 0,4 |
| stormwater only                            | p = 0,2 |

## Property type coefficient

|  |     |
|--|-----|
| Basic rate for property types and their coefficients (k)   |     |
| Detached and semi-detached houses  | 3,0 |
| Row and linked house   | 2,7 |
| Block of flats   | 2,5 |
| Industrial building  | 2,2 |
| Commercial, office and public buildings  | 2,0 |
| Sports halls and gyms  | 1,3 |
| Warehouses, industrial warehouses and car parks as well as special cases (parks, sport fields, tunnels, fountains) | 1,0 |

## Fixed basic rate (PAL)

**The fixed basic rate depends on the floor area of the property. Properties are divided into payment classes A–L by floor area. The fixed basic rate for the payment class is calculated by multiplying the floor area shown in the table below by the unit price of the basic rate.**

|  |   |
|--|---|
| Unit price for a fixed basic rate (VAT 0%) | Unit price for a fixed basic rate (VAT 25,5%) |
| 0,0248 €/floor area-m <sup>2</sup> /mo     | 0,0311 € / floor area-m <sup>2</sup> /mo      |

**The annual fee for the basic rate is 12 times the monthly fee.**

| Floor area<br>(floor area-m <sup>2</sup> ) | Rate-<br>class | Area-based | PAL (VAT 0 %)<br>€ / month | PAL (VAT 25,5<br>%)<br>€ / month |
|--|----------------|------------|----------------------------|----------------------------------|
| 0 - 100                                    | A              | 100        | 2,48                       | 3,11                             |
| 101 - 250                                  | B              | 175        | 4,34                       | 5,45                             |
| 251 - 350                                  | C              | 300        | 7,44                       | 9,34                             |
| 351 - 500                                  | D              | 425        | 10,54                      | 13,23                            |
| 501 - 1 000                                | E              | 750        | 18,60                      | 23,34                            |
| 1001 - 2000                                | F              | 1 500      | 37,20                      | 46,69                            |
| 2 001 - 4 000                              | G              | 3 000      | 74,40                      | 93,37                            |
| 4 001 - 7 000                              | H              | 5 500      | 136,40                     | 171,18                           |
| 7 001 - 10 000                             | I              | 8 500      | 210,80                     | 264,55                           |
| 10 001 - 30 000                            | J              | 15 000     | 372,00                     | 466,86                           |
| 30 001 - 50 000                            | K              | 40 000     | 992,00                     | 1 244,96                         |
| > 50 000                                   | L              | 75 000     | 1 860,00                   | 2 334,30                         |

If the floor area of the property changes, for example, by additional construction, so that its payment category changes, the fixed basic rate is calculated according to the new payment class.

### 3 Connection fees

The connection fee entitles you to connect to the HSY network. The connection fee is based on floor area and the purpose for which the building is used which are determined by the building permit.

The connection fee is separately charged for water, wastewater and stormwater and the service coefficient is the same as applied to the basic

rate. In addition to the connection fee, connection work fees are charged according to [service fee price list](#).

You can check out our connection services at [hsy.fi/en/waterconnections](https://hsy.fi/en/waterconnections). You can read more about the costs of joining at [hsy.fi/en/joiningcosts](https://hsy.fi/en/joiningcosts) and estimate the amount of the connection fee with the connection fee calculator.

The connection fee is always at least on the level of the connection fee category P1 (0–250 m<sup>2</sup>). More information on connection fee categories can be found in section 3.1.

## 3.1 Connection fees for small residential buildings (floor area 0–350 m<sup>2</sup>)

### Connection fee

For small residential buildings (floor area 0–350 m<sup>2</sup> per floor), the connection fees are charged per payment category based on the size of the property and the use of the services. You can check the payment category from the table below.

#### Small residential buildings, 0-350 m<sup>2</sup> (VAT 0%)

| Rate-class | Floor area m <sup>2</sup> | Water €  | Wastewater € | Stormwater € | Total €   |
|------------|---------------------------|----------|--------------|--------------|-----------|
| P1         | 0 - 250                   | 2 982,00 | 2 982,00     | 1 491,00     | 7 455,00  |
| P2         | 251 - 350                 | 5 112,00 | 5 112,00     | 2 556,00     | 12 780,00 |

#### Small residential buildings, 0-350 m<sup>2</sup> (VAT 25,5%)

| Rate-class | Floor area m <sup>2</sup> | Water €  | Wastewater € | Stormwater € | Total €   |
|------------|---------------------------|----------|--------------|--------------|-----------|
| P1         | 0 - 250                   | 3 742,41 | 3 742,41     | 1 871,21     | 9 356,03  |
| P2         | 251 - 350                 | 6 415,56 | 6 415,56     | 3 207,78     | 16 038,90 |

## 3.2 Over 350 floor area m<sup>2</sup> properties and non-residential properties

### Connection fees

The total price of the connection fee is calculated as a result of the property type coefficient, floor area, service coefficient and unit price.

Connection fee  $L = k \times A \times p \times yL$

$k$  = coefficient according to property type (0.5–6.0)

$A$  = floor area according to building permit (floor area–m<sup>2</sup>)

$p$  =service coefficient (0.2–1.0)

$yL$  = unit price (€/floor area-m<sup>2</sup>)

### Over 350 floor area m<sup>2</sup> properties and non-residential properties excluding apartment buildings

|  |   |
|--|---|
| Unit price for connection fee<br>(VAT 0 %) | Unit price for connection fee<br>(VAT 25,5 %) |
| 7,10 €/floor area-m <sup>2</sup>           | 8,91 €/floor area-m <sup>2</sup>              |

### Apartment buildings

|  |   |
|--|---|
| Unit price for connection fee<br>(VAT 0 %) | Unit price for connection fee<br>(VAT 25,5 %) |
| 6,25 €/floor area-m <sup>2</sup>           | 7,84 €/floor area-m <sup>2</sup>              |

|  |     |
|--|-----|
| Connection fee for property types and their coefficients (k)   |     |
| Detached and semi-detached houses  | 6,0 |
| Row and linked house   | 5,0 |
| Block of flats   | 4,0 |
| Industrial building  | 3,5 |
| Commercial, office and public buildings  | 3,0 |
| Sports halls and gyms  | 1,5 |
| Warehouses, industrial warehouses and car parks as well as special cases (parks, sport fields, tunnels, fountains) | 1,0 |

If the property has multiple uses, the connection fee is calculated using the coefficient based on the building's main purpose of use. The main purpose of use is defined in the building permit.

### 3.3 Additional connection fee

An additional fee is charged when the floor area of the property determined by the building permit has increased by more than 10 per cent.

In the case of small residential buildings, the additional connection fee also requires the property to move to the next payment class. An additional connection fee is also charged if the services in use on the property or property type change after the connection fee has been determined. An additional connection fee is charged even though there is no water supply point in the floor area.


The customer must notify HSY of changes in the purpose of the property or part of the property or extensions or building additions at least one (1) month before the premises are taken into use or the change otherwise occurs.

## 4 Special cases

For buildings with no floor area, for example, car parks, the connection fee is primarily calculated on the basis of the total area. If the property does not have a floor area or total area, the payments are determined on a case-by-case basis.

# SERVICE FEE PRICE LIST FOR WATER SERVICES 2025

## 1 Prices for the builder of new connections

Contact HSY as a builder when the property is connected to HSY's general water and sewer network or the stormwater sewers. Read more about connecting to the water supply network at [hsy.fi/en/waterconnections](https://hsy.fi/en/waterconnections) .

### Price for connection work for new connections

The price of connection work is for connecting plot pipelines to the HSY water supply network. The customer is responsible for the excavation work and the necessary permits for the excavation work required as well as pipeline material purchases for the plot. The water supply branching always requires permission from the owner of the pipeline and HSY's connection work. The fee for connection work is different from the connection fee determined by the floor area of the property and the type of property.

The construction fee for plot pipelines is charged if, in connection with municipal engineering construction, street area pipelines have been constructed to the plot boundary or near the boundary. The construction fee is charged when the customer connects the plot pipelines to the ready-built municipal pipelines in the street area.

The fee includes 1 to 3 pipelines (water pipe, wastewater sewer and stormwater sewer) in the same channel. If the pipes are in different channels, a fee is charged for each channel. An hourly rate is charged for more than 20 meter connections. In addition to the construction fee for plot pipelines, the connection fee for water and sewer connection in accordance with the price list is charged. If a water meter cannot be installed in connection with the

connection work, an additional visit fee is charged for the water meter installation.

• **prices for normal working hours from 7 a.m. to 4 p.m**


| Connection work for basic connections  | Price €/pcs<br>(VAT 0%) | Price €/pcs<br>(VAT 25,5 %) |
|--|-------------------------|-----------------------------|
| Water pipe connection (de 40/63 mm)  | 1 396,96                | 1 753,18                    |
| Water pipe connection (de 90/110 mm)   | 3 391,77                | 4 256,67                    |
| Water pipe connection (de 40/63 mm) branching on the plot  | 1 127,27                | 1 414,73                    |
| Wastewater sewer connection up to 200 mm and stormwater sewer connection up to 300 mm in conjunction with the water supply connection per sewer connection | 301,16                  | 377,96                      |
| Wastewater sewer connection up to 200 mm and stormwater sewer connection up to 300 mm as separate work per sewer connection                                | 439,38                  | 551,42                      |
| Installation of a sewage well for the sewer line   | 1 117,85                | 1 402,90                    |
| Construction fee for plot pipelines from one channel including 1–3 pipelines   | 2 968,01                | 3 724,85                    |

Connections larger than the connections listed in the table are invoiced

according to the actual costs.

If the customer orders a plot water pipe from HSY (sizes 40 and 63 mm), it will cost 7.00 €/m (VAT 0 %). The price includes material, extra packaging and logistics.

## 2 Prices for renovator of old connections

Renovators must contact HSY when making changes to the plot pipelines of the properties and when the location of the water meter changes. Read more about the changes in the plot pipelines of the properties and connecting at [hsy.fi/en/waterconnections](https://hsy.fi/en/waterconnections) .

- **VAT 25,5 %**
- **prices for normal working hours from 7 a.m. to 4 p.m**

| Renovations   | Price €/pcs<br>(VAT 0%) | Price €/pcs<br>(VAT 25,5 %) |
|---|-------------------------|-----------------------------|
| Water pipe connection (de 40/63 mm)   | 2 217,39                | 2 782,82                    |
| Water pipe connection (de 90/110 mm)  | 4 655,95                | 5 843,22                    |
| Wastewater sewer connection up to 200 mm and stormwater sewer connection up to 300 mm in conjunction with the water pipeline renovation per sewer | 301,16                  | 377,96                      |
| Wastewater sewer connection up to 200 mm and stormwater sewer connection up to 300 mm as a separate job per sewer                                 | 439,38                  | 551,42                      |

Connections larger than those listed in the table are invoiced according to the actual costs.

If the customer orders a plot water pipe from HSY (sizes 40 and 63 mm), it will cost 7.00 €/m (VAT 0%). The price includes material, extra packaging and logistics.

## 3 Labour and machines

### Hourly charges for technicians, foremen and other manual labour

Hourly invoicing begins when a job is taken to be handled at the base station. Most of the work is done in pairs in order to ensure safety. Normal working hours are on weekdays from 7 a.m. to 4 p.m., overtime 100 % is Mon-Fri beginning from 4 p.m. and Saturdays and overtime 200 % is Sundays and public holidays at 00–24.

#### • prices from the beginning of the hour

| Hourly rates for technicians | Price €/h<br>(VAT 0 %) | Price €/h<br>(VAT 25,5 %) |
|------------------------------|------------------------|---------------------------|
| normal working hours         | 54,77                  | 68,74                     |
| overtime 100 %               | 109,55                 | 137,48                    |
| overtime 200 %               | 164,31                 | 206,21                    |

| Hourly rates for foremen | Price €/h<br>(VAT 0 %) | Price €/h<br>(VAT 25,5 %) |
|--------------------------|------------------------|---------------------------|
| normal working hours     | 65,72                  | 82,48                     |
| overtime 100 %           | 131,44                 | 164,96                    |
| overtime 200 %           | 197,16                 | 247,44                    |

| Other work      | Price €/h<br>(VAT 0 %) | Price €/h<br>(VAT 25,5 %) |
|-----------------|------------------------|---------------------------|
| Office work     | 41,90                  | 52,58                     |
| Specialist work | 68,09                  | 85,45                     |

## Machine services

The use of machines will be charged if HSY has to use one of the machines below. The customer cannot themselves order machines from HSY, but they are always responsible for the expenses for their plot pipelines, e.g. excavation work.

*Pressure flushing vehicle, digger and lorry*

- **includes labour**

| Pressure flushing vehicle | Price €/h<br>(VAT 0 %) | Price €/h<br>(VAT 25,5 %) |
|---------------------------|------------------------|---------------------------|
| normal working hours      | 134,25                 | 168,49                    |
| overtime 100 %            | 195,26                 | 245,05                    |
| overtime 200 %            | 317,30                 | 398,22                    |

| Digger               | Price €/h<br>(VAT 0 %) | Price €/h<br>(VAT 25,5 %) |
|----------------------|------------------------|---------------------------|
| normal working hours | 78,89                  | 99,01                     |
| overtime 100 %       | 111,40                 | 139,81                    |
| overtime 200 %       | 143,95                 | 180,66                    |

| Lorry                | Price €/h<br>(VAT 0 %) | Price €/h<br>(VAT 25,5 %) |
|----------------------|------------------------|---------------------------|
| normal working hours | 92,63                  | 116,25                    |
| overtime 100 %       | 125,17                 | 157,09                    |
| overtime 200 %       | 157,72                 | 197,94                    |

Normal working hours are on weekdays from 7 a.m. to 4 p.m., overtime 100 % is Mon-Fri beginning from 4 p.m. and Saturdays and overtime 200 % is Sundays and public holidays at 00–24.

## Service vehicle

- **Does not include the foreman's and/or technician's labour.**

| Service vehicle | Price, €<br>(VAT 0 %) | Price, €<br>(VAT 25,5 %) |
|-----------------|-----------------------|--------------------------|
| Service vehicle | 28,67                 | 35,98                    |

## Grease loads reception at the Viikinmäki wastewater treatment plant

- **Loading charge and delivered cubic amount is invoiced.**

| Sewage lorry emptying               | Price, €<br>(VAT 0 %) | Price, €<br>(VAT 25,5 %) |
|-------------------------------------|-----------------------|--------------------------|
| Cesspools and septic tanks,<br>load | 29,38                 | 36,88                    |
| Grease load basic rate              | 19,47                 | 24,44                    |
| Amount of grease, m <sup>3</sup>    | 45,40                 | 56,98                    |

## 4 Water meter and reading

### Replacing a damaged water meter as a separate job

Normal working hours are on weekdays from 7 a.m. to 4 p.m. Overtime 100 % is charged Mon-Fri beginning from 4 p.m. and Saturdays, and overtime 200% is charged Sundays and public holidays at 00-24.

The price of the meter and the replacement work are included in the replacement of the damaged (e.g. frozen) water meter (standard meter, standard meter + impulse module or remote reader). The chargers for a lost water meter will be the current water meter fee, 2 hours of installer's replacement work, and 2 hours of manager's enquiry and billing work.

If the water meter is larger than 40 mm, the replacement work is invoiced by the hourly charge and the water meter price is reported separately.

| Meter size | Working time                          | Price, €<br>(VAT 0 %) | Price, €<br>(VAT 25,5 %) |
|------------|---------------------------------------|-----------------------|--------------------------|
| 20–40 mm   | Mon-Fri during working hours          | 195,30                | 245,11                   |
| 20–40 mm   | Mon-Fri during overtime hours and Sat | 346,57                | 434,95                   |
| 20–40 mm   | Sun and public holidays               | 456,09                | 572,40                   |

| Remotely read meter size | Working time                          | Price, €<br>(VAT 0 %) | Price, €<br>(VAT 25,5 %) |
|--------------------------|---------------------------------------|-----------------------|--------------------------|
| 20–40 mm                 | Mon-Fri during working hours          | 511,96                | 642,51                   |
| 20-40 mm                 | Mon-Fri during overtime hours and Sat | 662,59                | 831,55                   |
| 20-40 mm                 | Sun and public holidays               | 772,53                | 969,53                   |

## Remote reader service

HSY will switch to remotely read water meters using wireless data transmission network and related services in phases. Remotely read water meters and related services are developing gradually. In the first phase, the service enables remote reading of the meter without the customer's contribution as well as automatic invoicing. Please note, the information about the availability of the remote read water meters will become more precise in 2024–2025.

Once the switch to remotely read meters starts, meters with reading transducers or impulse meters will no longer be installed at new sites. The

service package for a meter owned by HSY that is read remotely is charged in accordance with the prices shown in the tables below.

When an existing water meter is replaced by customer order, the remote reader service is invoiced in accordance with the service fee price list, including the replacement work. The remote reader service price includes the installation, data transfer, data storage and validation.

### Remote reader service

| Meter size | Price, €<br>(VAT 0 %)                | Price, €<br>(VAT 25,5 %)             |
|------------|--------------------------------------|--------------------------------------|
| 20 mm      | 354,48                               | 444,87                               |
| 25 mm      | 382,59                               | 480,15                               |
| 40 mm      | 406,30                               | 509,91                               |
| > 40 mm    | The prices will be agreed separately | The prices will be agreed separately |

### Reading transducer module

The price includes installation.

| Meter size | Price, € (VAT 0 %) | Price, € (VAT 25,5 %) |
|------------|--------------------|-----------------------|
| 20 mm      | 189,85             | 238,26                |
| 25 mm      | 212,25             | 266,37                |
| 40 mm      | 262,76             | 329,77                |
| > 40 mm    | 866,89             | 1 087,95              |

## Water meter reading

The customer is sent a water meter reading request at least once a year. Reporting the reading is important in order for the customer's estimated water consumption to more accurately mirror the actual water consumption on the invoice. Deviations are best observed by regular reading tracking. Water consumption monitoring responsibility is, according to the delivery terms,

ultimately the customer's. A water meter reading fee will be charged, for example, when the meter has to be read because the customer has repeatedly neglected reading notifications.

A water meter reading fee will be charged for instance in cases where you have repeatedly neglected to send us your readings and we need to check the meter reading.

Read more about water meter reading at [hsy.fi/en/watermeter](https://hsy.fi/en/watermeter) .

| Water meter reading for reasons caused by the customer | Price, € (VAT 0 %) | Price, € (VAT 25,5 %) |
|--|--------------------|-----------------------|
| At the property  | 83,45              | 104,72                |
| At the well  | 138,22             | 173,46                |

### Official test for a water meter, checking the measuring accuracy

| Meter size | Price, € (VAT 0 %) | Price, € (VAT 25,5 %) |
|------------|--------------------|-----------------------|
| 20-40 mm   | 138,22             | 173,46                |
| over 40 mm | 276,44             | 346,93                |

A water meter (standard or remote reader) verification fee will be charged if the customer requests the checking of the measuring accuracy and it is deemed to be in accordance with the delivery terms.

## Key cartridge

For example, large buildings use a key cartridge for reading the water meter. The price of the installation includes transporting the cartridge to the site and installation on the wall of a property in a cylinder installed by a locksmith.

|               |                       |                          |
|---------------|-----------------------|--------------------------|
| Key cartridge | Price, €<br>(VAT 0 %) | Price, €<br>(VAT 25,5 %) |
| Key cartridge | 109,11                | 136,93                   |

## 5 The standpipe meter

### Standpipe meter rental

A standpipe meter can be rented in HSY's operating area for short events such as sports contests. Otherwise, the water is taken from HSY water stations. The standpipe meter is ordered through the connection and work order portal. The lease agreement for the standpipe meter is signed at the Ilmala office in Helsinki and the standpipe must be picked up from there. The amount of water through the standpipe is charged after the meter is returned and read, or at least once a year. During the rental period, daily rates according to the price list below are also charged.

| Standpipe meter rental                            | Unit    | Price €/day<br>(VAT 0 %) | Price €/day<br>(VAT 25,5 %) |
|---|---------|--------------------------|-----------------------------|
| Standpipe meter rent<br>1 March–31 October        | day     | 2,63                     | 3,30                        |
| 30-day minimum<br>charge                          | 30 days | 78,66                    | 98,72                       |
| Standpipe meter rent<br>1 November–29<br>February |         |                          |                             |
| One payment                                       | time    | 244,74                   | 307,15                      |
| Plus daily rates                                  | day     | 14,69                    | 18,44                       |

## Breaking or losing the standpipe meter

| Breaking or losing the standpipe meter | Price, €<br>(VAT 0 %) | Price, €<br>(VAT 25,5 %) |
|--|-----------------------|--------------------------|
| Broken standpipe meter                 | 963,82                | 1 209,59                 |
| Broken meter mechanism                 | 231,92                | 291,06                   |
| Lost standpipe meter                   | 1 605,96              | 2 015,48                 |
| Lost valve key                         | 592,33                | 743,37                   |

## 6 Other work and fees

- **Prices for normal working hours from 7 a.m. to 4 p.m**

Normal working hours are on weekdays from 7 a.m. to 4 p.m., overtime 100 % is Mon-Fri beginning from 4 p.m. and Saturdays and overtime 200 % is Sundays and public holidays at 00–24.

| Other work and materials                                       | Price, €<br>(VAT 0 %) | Price, €<br>(VAT 25,5 %) |
|--|-----------------------|--------------------------|
| Installation and removal of a seasonal water meter per meter * | 429,33                | 538,81                   |
| No-meter summer water, season opening and closing per customer | 174,82                | 219,39                   |
| Closing the water supply and removal of the meter**            | 240,19                | 301,43                   |
| Closing the water supply**                                     | 171,08                | 214,70                   |
| Meter installation and opening the water supply**              | 171,08                | 214,70                   |
| Opening the water supply**                                     | 101,97                | 127,97                   |
| Installation of pipeline markers                               | 149,79                | 187,98                   |
| Installation of sprinkler markers                              | 242,03                | 303,75                   |
| Plot pipeline mapping  | 276,44                | 346,93                   |
| Extra visit ***  | 342,16                | 429,41                   |
| Extra visit due to the meter installation****                  | 171,08                | 214,70                   |
| Unnecessary technician visit *****                             | 83,45                 | 104,72                   |
| Payment reminder per time (tax free)                           | 5,00                  | 5,00 (VAT 0%)            |

\* The installation and removal of a seasonal water meter is charged a unit price if there are two or more meters at a distance of not more than around 75 m apart. Unit prices are the hourly rates for labour, the hourly rate for the service vehicle and the unit prices of the parts required for the installation and removal of the meter in accordance with the actual consumption. The start-up

always includes the measures required to ensure the hygienic quality of household water.

\*\* The closing and opening of the water supply and removal of the meter means the closing of the plot pipeline by customer order and temporary removal of the meter. The closing of the water supply means the closing of the plot pipeline by customer order or the closing of water supply due to failure to follow the water services provider's delivery terms. The opening of the water supply and water meter installation means the opening of the plot pipeline by customer order and meter installation. The opening of the water supply means the opening of the plot pipeline by customer order.

\*\*\*For example, an extra visit is charged if connection work is cancelled due to a failure to follow the excavation instructions, a water cut has to be reported to nearby properties in cases other than dn 40/63 water pipe replacements or a pressure test must be performed on a new plot pipeline if it is not HSY water pipeline work.

\*\*\*\*An extra visit due to water meter installation is charged if the meter could not be installed in connection with the connection work or an existing water meter is replaced by customer order with the remote reader service or impulse meter.

\*\*\*\*\* An unnecessary visit means that the customer is not at home, and the building caretaker does not show up at the agreed time even though the replacement time has been agreed. An unnecessary visit also means a situation in which the changing of the meter is not technically feasible despite the customer instructions.

## Water sales points

The water sales points are used, among others, by builders and cities, for watering parks, for example. The water sales point agreement and card access are provided at Mikkelänkallio 11, Espoo and Hosantie 5, Vantaa and Ilmalankuja 2 N, Helsinki.

| Water sales points                      | Price, €<br>(VAT 0 %) | Price, €<br>(VAT 25,5 %) |
|---|-----------------------|--------------------------|
| Water sales point card, one time        | 54,98                 | 69,00                    |
| Water sales point water, m <sup>3</sup> | 1,63                  | 2,05                     |

# SPRINKLER FEE PRICE LIST 2025

HSY Water Service's payment bases for sprinkler connection fees and the conditions of the sprinkler connection agreement and supply are the same throughout the entire HSY area in Espoo, Kauniainen, Helsinki and Vantaa. Sprinkler fees are based on the volume of supplied water and a fixed annual sprinkler fee.

In order to determine the volume of supplied water for an agreement, a sprinkler agreement is made with all new sprinkler connections. The volume of supplied water is primarily based on the customer's notification on the sprinkler equipment's water demand.

## Fees

The annual sprinkler fee is based on costs resulting from constructing water supply capacity reserved for the sprinkler equipment and maintaining it.

The annual sprinkler fee is calculated as follows:

$$SPR = P + yK * Q$$

SPR = annual sprinkler fee (€)

P = fixed portion of the sprinkler fee

yK = capacity reservation unit price

Q = volume of supplied water for the sprinkler agreement (L/s)

### Fixed portion of the sprinkler fee, €/year

| No tax (VAT 0 %) | Including VAT (VAT 25,5 %) |
|------------------|----------------------------|
| € 662,00         | € 830,81                   |

## Capacity reservation unit price, €/L/s

| No tax (VAT 0 %) | Including VAT (VAT 25,5 %) |
|------------------|----------------------------|
| € 79,00          | € 99,15                    |

Sprinkler fee capacity portion (in  $yK * Q$ ) is made up of the reserved volume of supplied water agreed with the customer and the unit price. The capacity portion includes pipe network construction and renewal costs from fire-fighting precautions.

The fixed portion of the sprinkler fee (in P) includes costs related to providing the service. These include, for example, additional maintenance costs, equipment-related cut-off valve maintenance and the cost of water used for annual testing of the equipment.

## Sprinkler fee example

The volume of supplied water written in the sprinkler agreement is 15 L/s (900 L/min). Thus, the annual sprinkler fee SPR is calculated as follows:

$$SPR = 613 \text{ €} + \text{€ } 73/\text{l/s} * 15 \text{ l/s} = \text{€ } 1\ 847$$

If the volume of supplied water is 15 L/s, the sprinkler fee will be € 1 847 / year (€ 2 317,99 /year incl. VAT).

There are also costs resulting from connecting the sprinkler equipment to the network that are not included in the annual sprinkler basic fee. In addition to the annual sprinkler fee, the construction fees for vents, equipment and other structures for the connection point must also be paid when a new connection is purchased.

Furthermore, the water supply connection must also be paid for. HSY will charge for the measuring and clearing work required by the connection statement according to the costs. Testing and other resulting additional work are charged according to actual costs.

